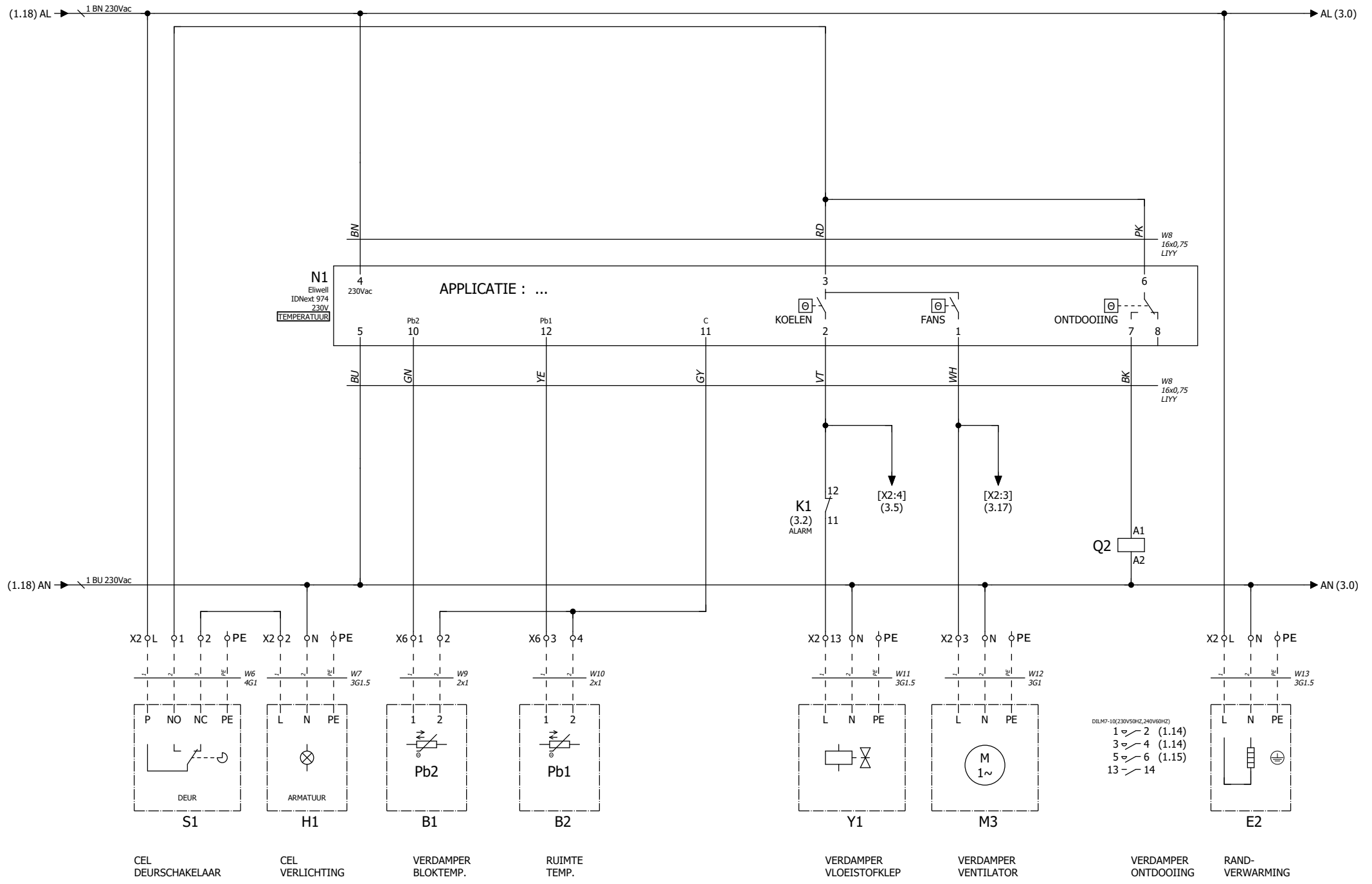


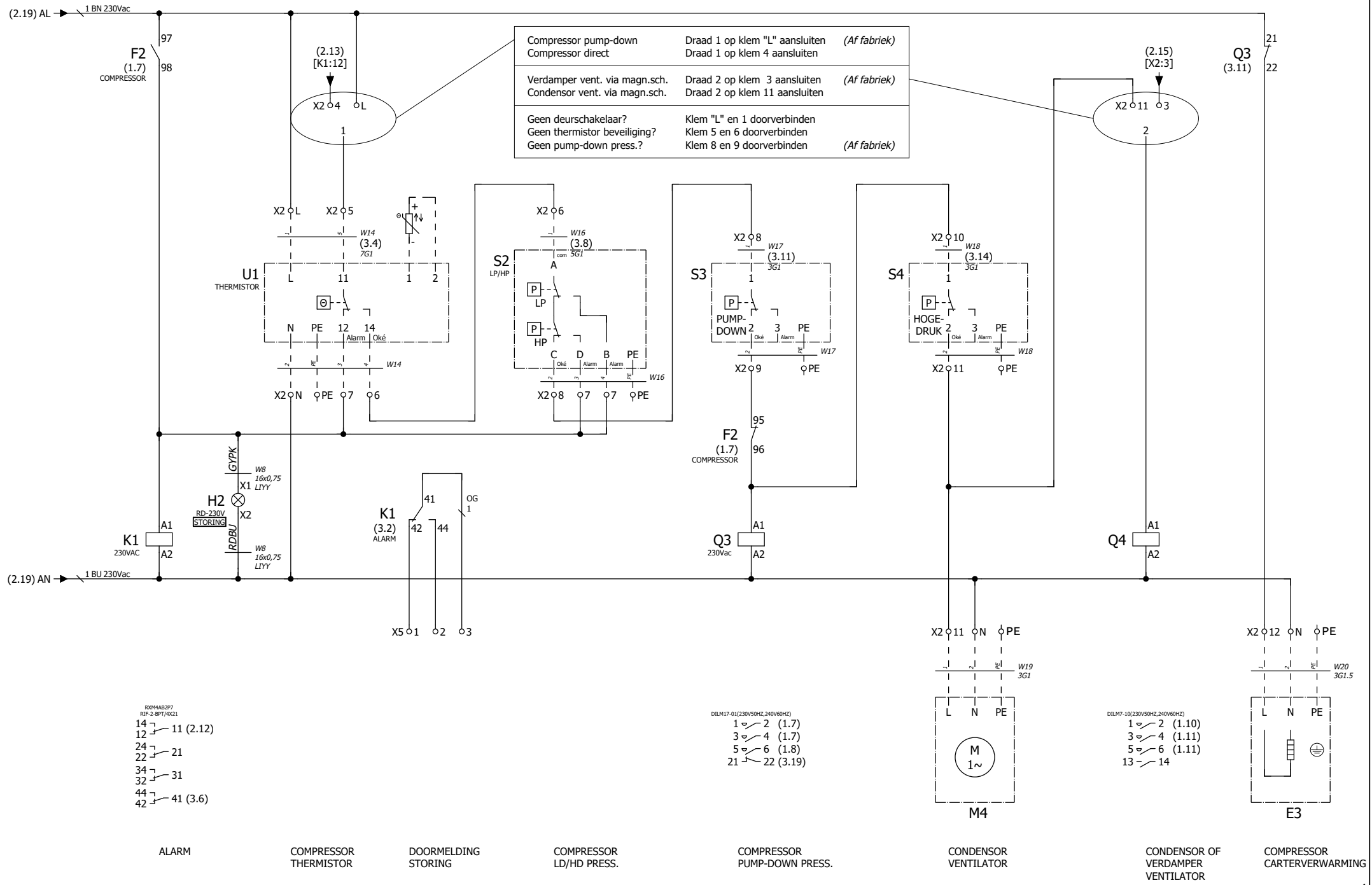
NETVOEDING	: 3N~50Hz 400/230V TN-S
TOEGEKENDE STROOM I _{nA}	: <25 [A]
MAX. VOORZEKERING	: 32 [A]
HOOGSTE KORTSLUITSTROOM I _{cp}	: 6 [kA]

Inc: <16 A	
P = ... kW	P = <0.5 kW/FAN
I _{max} = <18 A	I = ... A
U = 400 V	U = 400 V

P = <11 kW
I = ... A
U = 400 V

STUURSTROOM
230Vac





RX04ABZP7
RIP-2-BPT/4X21

14 ↗ 2 (1.12)
12 ↗ 21
24 ↗ 21
22 ↗ 15
34 ↗ 31
32 ↗ 31
44 ↗ 41
42 ↗ 41 (3.6)

DILM17-01(230V50HZ_240V60HZ)

1 ↗ 2 (1.7)
3 ↗ 4 (1.7)
5 ↗ 6 (1.8)
21 ↗ 22 (3.19)

DILM7-10(230V50HZ_240V60HZ)

1 ↗ 2 (1.10)
3 ↗ 4 (1.11)
5 ↗ 6 (1.11)
13 ↗ 14

ALARM

COMPRESSOR
THERMISTOR

DOORMELDING
STORING

COMPRESSOR
LD/HD PRESS.

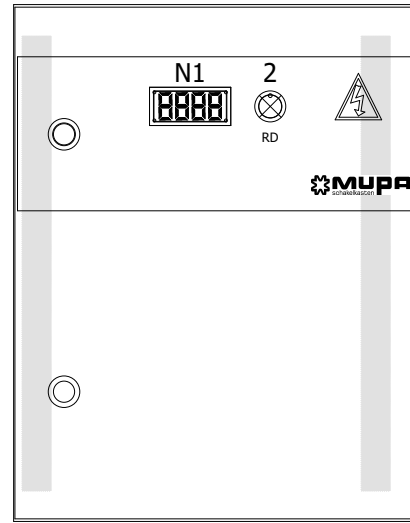
COMPRESSOR
PUMP-DOWN PRESS.

CONDENSOR
VENTILATOR

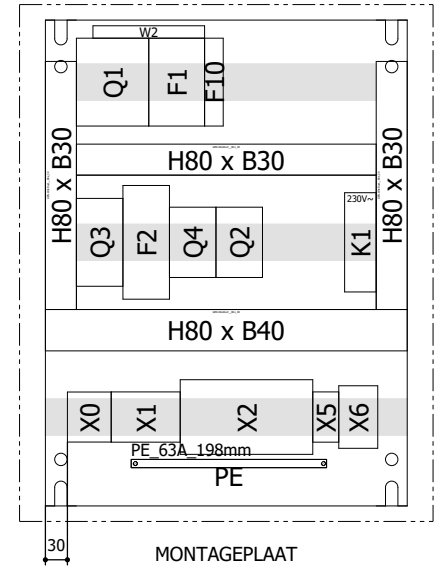
CONDENSOR OF
VERDAMPERS
VENTILATOR

COMPRESSOR
CARTERVERWARMING

ODC	TYPENUMMER	NAAMPLAAT
N1	IDNext 974 +	TEMPERATUUR
H2	M22-CLED230-R + M22-L-R + M22-A +	STORING
W2	EVG-16/3PHAS/6MODUL +	
F1	PLS6-C20/3-MW +	HOOFDSTROOM
F10	PLN6-B10/1N-MW +	STUURSTROOM
Q1	IS-40/4 +	HOOFDSCHAKELAAR
Q3	DILM17-01(230V50HZ,240V60HZ) +	
F2	ZEB32-20/KK +	COMPRESSOR
Q4	DILM7-10(230V50HZ,240V60HZ) +	
Q2	DILM7-10(230V50HZ,240V60HZ) +	
K1	RXM4AB2P7 + RIF-2-BPT/4X21 +	
PE	201700039 Rail 63A 189mm	



* GEEN GOOT IN DE DEUR
DEUR



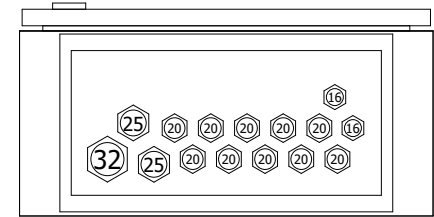
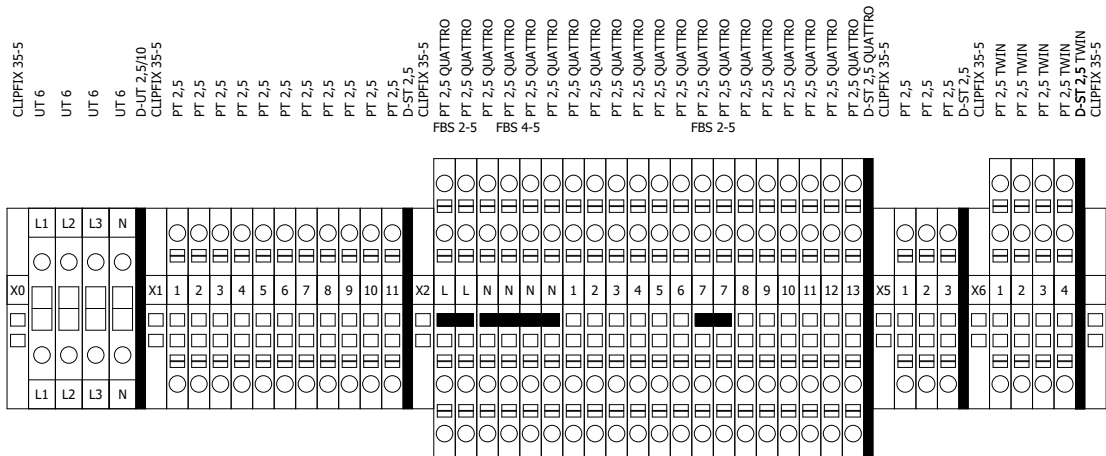
MUPA schakelkasten
Meerheide 208 5521 DW Eersel The Netherlands WWW.MUPA.NL

NEN-EN-IEC 61439-2

Artikel Nr. / Item nr. / Customer	MUP_002	Max. voorzekering / Max. primary fuse	32 A
Tekeningnummer / Drawing number	VERSION 2.0	Max. kortsluitstroom / Short circuit strength	6 kA
Bouwjaar / Year of construction	20xx	Voeding / Power Supply	3N~50Hz 400/230V TN-S
Omschrijving / Description	SCHAKELKAST 400V - 18A - VRIES - IDNEXT 974		

Wandmontagekast plaatstaal 500x 400x200
CS-54/200
Eaton Industries
RAL 7035

KLEMMENSTROOK



WARTELPLAAT

