



# Commercial monoblocks

Compact refrigeration units for wall, door or roof-top installation



Easy and quick installation



100 % natural solution



R-290 low refrigerant charge

# door intarblock

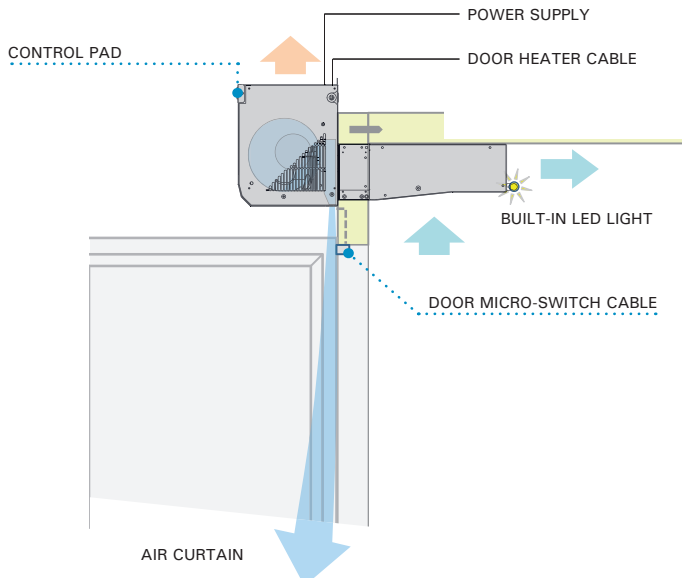


Commercial monoblock for refrigeration and freezing cold rooms, for assembly in the door panel of the cold room with optional R-290 refrigerant and air curtain built-in on the unit.

## Features

- ▶ 230 V-I-50 Hz power supply. Available in 60 Hz. Others voltages by request.
- ▶ R-290 refrigerant load, below 0.1 kg.
- ▶ R-134a or R-449A refrigerant load, below 1 kg.
- ▶ Hermetic reciprocating compressor.
- ▶ High pressure switches.
- ▶ Thermostatic expansion valve.
- ▶ MCB protection.
- ▶ Hot gas defrost.
- ▶ Stainless steel drain pan.
- ▶ Evaporation of condensed water.
- ▶ Cold room LED light and door micro-switch cable.
- ▶ Door heater cable (only for BCP series).
- ▶ Multifunction electronic control.

## Installation scheme with air curtain (optional)



- ❄ R-290 natural refrigerant with high energy efficiency.
- ❄ Optimal use of space in mini cold rooms.
- ❄ Tropicalised design for ambient temperature up to 45 °C.
- ❄ Air curtain (optional).
- ❄ Units exempt from leak checks.

## Installation



## Air curtain (optional)

Door monoblock can incorporate an air curtain built-in into the unit, especially dimensioned for doors of 1 800 mm high and up to 800 mm. It has an adjustable speed centrifugal fan, door switch and linear diffuser.

Air curtain creates an invisible barrier to prevent the loss of cold inside the cold room, which is activated during the opening of the door, and prevents the entry of hot air and the loss of cold air, with an efficiency greater than 50 %.

- Centrifugal fan.
- Longitudinal air diffuser.
- Automatic activation with door opening.

## Electronic control

XW60LH electronic control, as standard on our commercial propane and door monoblock units, is an advanced small size controller, which includes the following functions:



- Temperature control with maximum and minimum temperature recording.
- Quick cooling function "Jet Cool".
- Night operation mode.
- Energy saving.
- 4 output relays for: compressor, fan, defrost and light.
- 3 temperature NTC probes for cold room, defrost and condensation.

## Built-in cold room LED light

High efficiency cold room LED light, built-in in the unit that is automatically activated when the cold room door is opened.

230 V-I-50 Hz | Positive temperature | R-290

Series / Model	Compressor		Cooling capacity / Cold room volume according to cold room temperature <sup>(1)</sup>						Input power (kW)	Max. current (A)	Evap. air flow (m <sup>3</sup> /h)	Refrigerant load (kg) <sup>(2)</sup>	Weight (kg)	SPL dB(A) <sup>(4)</sup>	Price (€)
	HP	Power supply	0 °C		5 °C		10 °C								
			W	m <sup>3</sup>	W	m <sup>3</sup>	W	m <sup>3</sup>							
R-290 MCP-ND-0 009	1/3	230 V-I	700	6	810	8	945	13	0.34	3.1	275	< 0.1	61	29	
MCP-ND-1 012	1/2	230 V-I	1 065	9	1 235	15	1 430	27	0.52	4.3	550	< 0.1	67	29	
MCP-ND-1 017	3/4	230 V-I	1 325	14	1 530	20	1 765	35	0.72	4.5	550	< 0.1	67	31	

230 V-I-50 Hz | Negative temperature | R-290

Series / Model	Compressor		Cooling capacity / Cold room volume according to cold room temperature <sup>(1)</sup>						Input power (kW)	Max. current (A)	Evap. air flow (m <sup>3</sup> /h)	Refrigerant load (kg) <sup>(2)</sup>	Weight (kg)	SPL dB(A) <sup>(4)</sup>	Price (€)
	HP	Power supply	-25 °C		-20 °C		-15 °C								
			W	m <sup>3</sup>	W	m <sup>3</sup>	W	m <sup>3</sup>							
R-290 BCP-ND-0 014	3/4	230 V-I	420	1	500	2.5	590	5	0.30	3.3	275	< 0.1	62	29	
BCP-ND-1 017	3/4	230 V-I	575	2	695	6	825	9	0.34	4.3	550	< 0.1	67	29	
BCP-ND-1 028	1 1/4	230 V-I	750	4	905	9	1 070	15	0.64	6.0	550	< 0.1	74	31	

230 V-I-50 Hz | Positive temperature | R-134a

Series / Model	Compressor		Cooling capacity / Cold room volume according to cold room temperature <sup>(1)</sup>						Input power (kW)	Max. current (A)	Evap. air flow (m <sup>3</sup> /h)	Refrigerant load (kg) <sup>(2)</sup>	Weight (kg)	SPL dB(A) <sup>(4)</sup>	Price (€)	Price with air curtain (€)
	HP	Power supply	0 °C		5 °C		10 °C									
			W	m <sup>3</sup>	W	m <sup>3</sup>	W	m <sup>3</sup>								
R-134a MCP-NY-0 010	3/8	230 V-I	580	4	695	7	820	12	0.47	4.6	300	< 1.0	61	29		
MCP-NY-0 015	1/2	230 V-I	760	7	890	10	1 030	15	0.61	5.6	300	< 1.0	66	32		
MCP-NY-1 015	1/2	230 V-I	880	8	1 055	12	1 250	21	0.68	5.8	600	< 1.0	72	32		
MCP-NY-1 026	3/4	230 V-I	1 180	11	1 435	18	1 710	28	0.91	9.5	600	< 1.0	79	30		
MCP-NY-1 033	1	230 V-I	1 490	17	1 760	26	2 070	40	1.03	9.7	600	< 1.0	83	33		

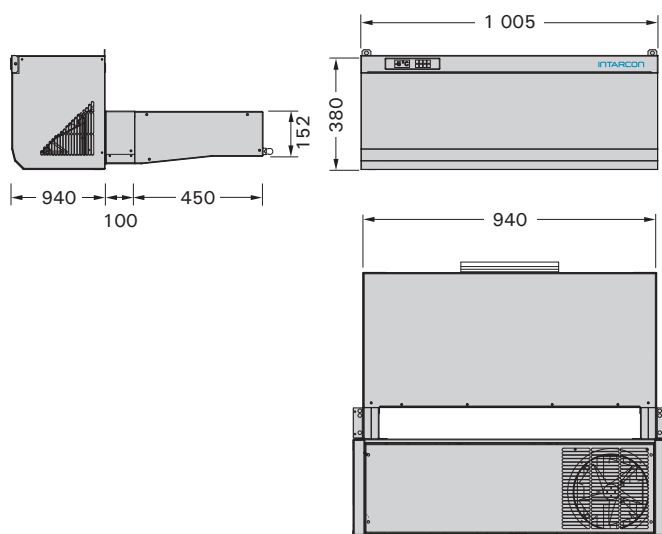
230 V-I-50 Hz | Negative temperature | R-449A

Series / Model	Compressor		Cooling capacity / Cold room volume according to cold room temperature <sup>(1)</sup>						Input power (kW)	Max. current (A)	Evap. air flow (m <sup>3</sup> /h)	Refrigerant load (kg) <sup>(2)</sup>	Weight (kg)	SPL dB(A) <sup>(4)</sup>	Price (€)	Price with air curtain (€)
	HP	Power supply	-25 °C		-20 °C		-15 °C									
			W	m <sup>3</sup>	W	m <sup>3</sup>	W	m <sup>3</sup>								
R-449A BCP-NG-0 018	5/8	230 V-I	390	1	490	2	585	3	0.67	7.2	300	< 1.0	67	31		
BCP-NG-1 026	3/4	230 V-I	640	3	810	7	960	10	1.00	8.6	600	< 1.0	74	31		
BCP-NG-1 034	1 1/4	230 V-I	790	4	950	10	1 120	12	1.27	11.1	600	< 1.0	80	33		

Options

- ▶ Evaporator coil epoxy anti-corrosion treatment.

Dimensions



Measuring mm.

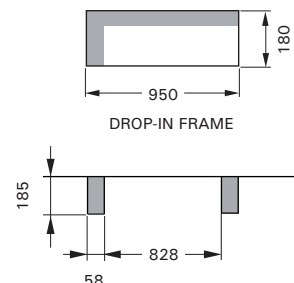
<sup>(1)</sup> Nominal performances refer to operation with cold room temperatures of 0 °C (PT) and -20 °C (NT) ambient temperature of 35 °C. Estimated cold room volume according to conditions of the calculation bases (page 8).

<sup>(2)</sup> A3 refrigerant charge less than 0.5 kg, units exempt from the International Electrotechnical Committee (IEC 60335).

<sup>(3)</sup> Units with refrigerant load less than 5 tons of CO<sub>2</sub> equivalent (3.5 kg of R-134a or R-449A) exempt from leak checking, Regulation (EU) No 517/2014.

<sup>(4)</sup> Sound pressure in dB (A) in open field at 10 m from the unit.

Mounting frame





Commercial monoblock units for small-size chiller and freezer cold rooms, for ceiling panel installation.

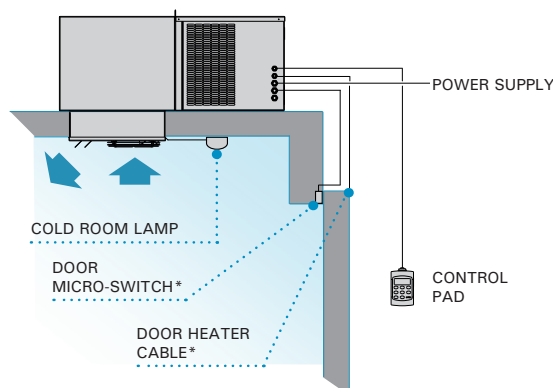
### Features

- ▶ 230 V-I-50 Hz or 400 V-III-50 Hz power supply. Available in 60 Hz. Others voltages by request.
- ▶ R-290 refrigerant load, below 0.2 kg.
- ▶ R-134a or R-449A refrigerant load, below 1.5 kg.
- ▶ Hermetic reciprocating compressor.
- ▶ High pressure switch.
- ▶ Thermostatic expansion valve.
- ▶ MCB protection.
- ▶ Hot gas defrost.
- ▶ Stainless steel drain pan.
- ▶ Evaporation of condensed water.
- ▶ Cold room LED light and micro-switch (CR-ND model).
- ▶ Cold room LED light and micro-switch cable (CR-Y/G model).
- ▶ Door heater cable (only BCR model).
- ▶ Evaporator case made in sandwich panel, with 50 mm polyurethane insulation, internally covered in steel sheet.
- ▶ Multifunction electronic control.

### Series

- ▶ **CR-N:** Axial monoblock version for ceiling panel installation.
- ▶ **CR-C:** Centrifugal monoblock version with centrifugal motor fan to duct the hot condensation air outdoors.

### Installation scheme



\* Door heater cable only in negative temperature series.  
\* Door micro-switch not included (except CR-ND models).

- ❄ R-290 natural refrigerant with high energy efficiency.
- ❄ Tropicalised design for ambient temperature up to 45 °C.
- ❄ Thermostatic expansion valve.
- ❄ Hot gas defrost with temperature control.
- ❄ Units exempt from leak checks.

### Installation



### Electronic control

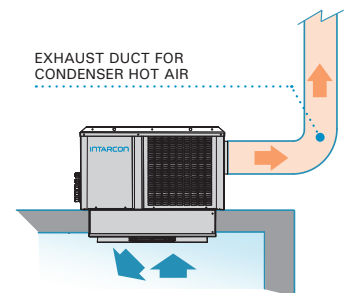
intartop units feature XWING electronic control as standard:



- Multi-function remote digital control.
- Temperature control with maximum and minimum temperature value recording.
- Quick cooling function Jet Cool.
- Night operation mode.

### Centrifugal version

intartop centrifugal units feature a centrifugal motor fan to duct the hot condensation air outdoors.



### Exhaust duct

Recommended size for 20 m long steel, PVC or fibreglass ducts (each elbow at 90° equals 5 m in length). For flexible or semi-flexible ducts use a larger size:

- 0 series: 200 x 150 mm or Ø 150 mm
- 1 series: 200 x 200 mm or Ø 150 mm
- 2 series: 250 x 150 mm or Ø 200 mm
- 3 series: 200 x 300 mm or Ø 250 mm

230 V-I-50 Hz | Positive temperature | R-290

Series / Model	Compressor		Cooling capacity / Cold room volume according to cold room temperature <sup>(1)</sup>						Input power (kW)	Max. current (A)	Evap. air flow (m <sup>3</sup> /h)	Refrig. load (kg)	Weight (kg)	SPL dB(A) <sup>(3)</sup>	Price (€)
	HP	Power supply	0 °C		5 °C		10 °C								
			W	m <sup>3</sup>	W	m <sup>3</sup>	W	m <sup>3</sup>							
<b>R-290</b> MCR-ND-0 009	1/3	230 V-I	670	5	780	7	900	12	0.39	3.6	300	<0.10	63	29	
MCR-ND-1 012	1/2	230 V-I	1 060	9	1 240	15	1 435	27	0.53	3.4	600	<0.10	73	29	
MCR-ND-1 017	3/4	230 V-I	1 370	14	1 585	21	1 815	36	0.68	4.5	600	<0.15	73	31	
MCR-ND-2 026	2	230 V-I	1 850	21	2 200	34	2 577	58	0.98	5.9	1 150	<0.15	96	35	
MCR-ND-2 034	2 1/2	230 V-I	2 240	27	2 650	43	2 995	70	1.35	9.0	1 150	<0.20	96	35	

230 V-I-50 Hz | Negative temperature | R-290

Series / Model	Compressor		Cooling capacity / Cold room volume according to cold room temperature <sup>(1)</sup>						Input power (kW)	Max. current (A)	Evap. air flow (m <sup>3</sup> /h)	Refrig. load (kg)	Weight (kg)	SPL dB(A) <sup>(3)</sup>	Price (€)
	HP	Power supply	-25 °C		-20 °C		-15 °C								
			W	m <sup>3</sup>	W	m <sup>3</sup>	W	m <sup>3</sup>							
<b>R-290</b> BCR-ND-0 014	3/4	230 V-I	385	1	460	2	550	4	0.39	3.3	300	<0.10	65	29	
BCR-ND-1 017	3/4	230 V-I	540	2	660	5	800	8	0.49	3.5	600	<0.10	73	29	
BCR-ND-1 028	1 1/4	230 V-I	770	4	925	9	1 100	15	0.73	6.0	600	<0.15	80	31	
BCR-ND-2 034	1 1/2	230 V-I	985	7	1 215	14	1 475	25	0.99	9.3	1 150	<0.20	96	34	

230 V-I-50 Hz / 400 V-III-50 Hz | Positive temperature | R-134a

Axial version Series / Model	Compressor		Cooling capacity / Cold room volume according to cold room temperature <sup>(1)</sup>						Input power (kW)	Max. current (A)	Evap. air flow (m <sup>3</sup> /h)	Refrig. load (kg) <sup>(2)</sup>	Weight (kg)	SPL dB(A) <sup>(3)</sup>	Price (€)	Centrifugal version		
	HP	Power supply	0 °C		5 °C		10 °C									Conden. air flow (m <sup>3</sup> /h)	ASP (mmca) <sup>(4)</sup>	Price (€)
			W	m <sup>3</sup>	W	m <sup>3</sup>	W	m <sup>3</sup>										
<b>R-134a</b> MCR-NY-0 010	3/8	230 V-I	605	4.0	751	7.0	902	12	0.43	4.5	300	<1.0	62	29	MCR-CY-0 010	375	8	
MCR-NY-0 015	1/2	230 V-I	788	6.1	956	10	1 134	18	0.53	5.5	300	<1.0	65	32	MCR-CY-0 015	375	8	
MCR-NY-1 015	1/2	230 V-I	999	8.2	1 231	12	1 490	23	0.58	5.6	600	<1.0	73	32	MCR-CY-1 015	575	8	
MCR-NY-1 026	3/4	230 V-I	1 265	12	1 549	19	1 853	30	0.93	9.3	600	<1.0	82	30	MCR-CY-1 026	575	8	
MCR-NY-1 033	1	230 V-I	1 502	16	1 817	26	2 153	41	1.05	9.5	600	<1.0	83	33	MCR-CY-1 033	575	8	
MCR-NY-2 033	1	230 V-I	1 911	24	2 363	37	2 846	61	1.21	10.3	1 150	<1.5	98	34	MCR-CY-2 033	1 000	12	
MCR-NY-2 053	1 1/2	230 V-I *	2 352	33	2 882	50	3 455	75	1.67	12.9	1 150	<1.5	99	38	MCR-CY-2 053	1 000	12	
MCR-NY-2 074	2	230 V-I *	2 940	40	3 560	60	4 211	90	1.83	16.9	1 150	<1.5	110	44	MCR-CY-2 074	1 000	12	
MCR-NY-3 108	5	400 V-III	3 725	48	4 465	71	5 155	121	2.30	15.1	1 300	<2.0	149	45	MCR-CY-3 108	1 500	14	

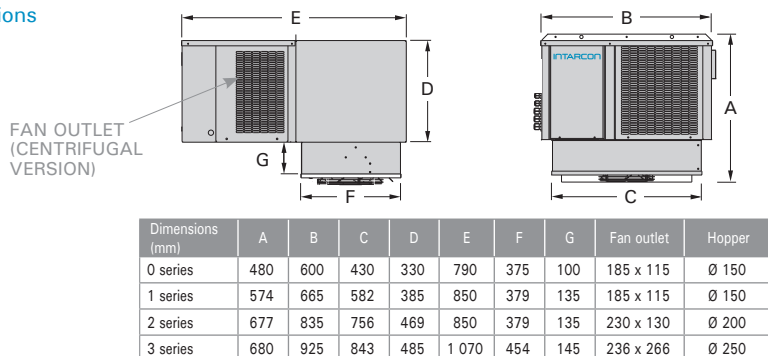
230 V-I-50 Hz / 400 V-III-50 Hz | Negative temperature | R-449A

Axial version Series / Model	Compressor		Cooling capacity / Cold room volume according to cold room temperature <sup>(1)</sup>						Input power (kW)	Max. current (A)	Evap. air flow (m <sup>3</sup> /h)	Refrig. load (kg) <sup>(2)</sup>	Weight (kg)	SPL dB(A) <sup>(3)</sup>	Price (€)	Centrifugal version		
	HP	Power supply	-25 °C		-20 °C		-15 °C									Conden. air flow (m <sup>3</sup> /h)	ASP (mmca) <sup>(4)</sup>	Price (€)
			W	m <sup>3</sup>	W	m <sup>3</sup>	W	m <sup>3</sup>										
<b>R-449A</b> BCR-NG-0 018	5/8	230 V-I	418	0.6	525	1.5	638	2.8	0.59	4.7	300	<0.5	65	31	BCR-CG-0 018	375	8	
BCR-NG-1 026	3/4	230 V-I	562	2.0	736	4.1	907	7.7	0.84	8.5	600	<1.0	84	31	BCR-CG-1 026	575	8	
BCR-NG-1 034	1 1/4	230 V-I	703	3.2	892	5.8	1 060	10	1.05	11.0	600	<1.0	84	33	BCR-CG-1 034	575	8	
BCR-NG-2 034	1 1/4	230 V-I	775	3.8	1 102	7.8	1 406	14	1.11	11.5	1 150	<1.0	135	35	BCR-CG-2 034	1 000	12	
BCR-NG-2 055	1 3/4	230 V-I *	1 160	8.0	1 575	15	2 015	27	1.60	12.6	1 150	<1.5	145	41	BCR-CG-2 055	1 000	12	
BCR-NG-2 075	2 1/2	230 V-I *	1 470	11	1 870	19	2 295	32	2.00	25.5	1 150	<1.5	145	44	BCR-CG-2 075	1 000	12	
BCR-NG-3 075	2 1/2	230 V-I *	1 630	13	2 115	23	2 655	38	2.10	25.5	1 300	<1.5	147	44	BCR-CG-3 075	1 500	14	
BCR-NG-3 096	3 1/2	400 V-III	1 850	15	2 420	27	3 010	46	2.20	11.2	1 300	<1.5	147	49	BCR-CG-3 096	1 500	14	

Options

- ▶ Change to 400 V-III-50 Hz power supply (CR-Y/G models).
- ▶ Door micro-switch (CR-Y/G models).
- ▶ Non-return damper (centrifugal version).
- ▶ Adaptation of air discharge to circular duct (CR-Y/G models).
- ▶ Vertical discharge (centrifugal version).
- ▶ Evaporator coil epoxy anti-corrosion treatment.

Dimensions



<sup>(1)</sup> Nominal performances refer to operation with cold room temperatures of 0 °C (PT) and -20 °C (NT) ambient temperature of 35 °C. Estimated cold room volume according to conditions of the calculation bases (page 8).

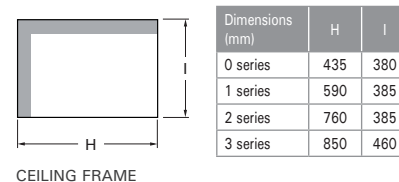
<sup>(2)</sup> Units with refrigerant load less than 5 tons of CO<sub>2</sub> equivalent (3.5 kg of R-134a or R-449A) exempt from leak checking, Regulation (EU) No 517/2014.

<sup>(3)</sup> Sound pressure in dB (A) in open field at 10 m from the unit.

<sup>(4)</sup> Available static pressure of condensation.

\* Units available with 400 V-III-50 Hz power supply.

Mounting frames



CEILING FRAME

# R-290 intarblock



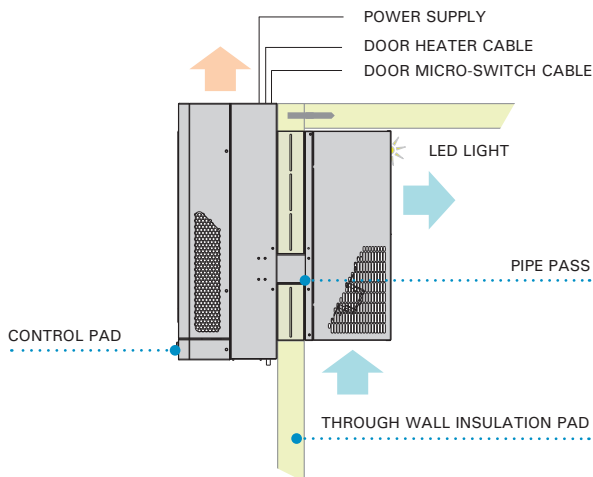
Self-contained slim monoblock units for wall-mount installation in small cold rooms for positive and negative temperature.

This new range of monoblock units incorporates the latest technology components in a very compact size that integrates into the wall panel of the cold room.

## Features

- ▶ 230 V-I-50 Hz power supply. Available in 60 Hz. Others voltages by request.
- ▶ R-290 refrigerant load, below 0.2 kg.
- ▶ Hermetic reciprocating compressor.
- ▶ EC motor fans.
- ▶ High pressure switch.
- ▶ Thermostatic expansion valve.
- ▶ Hot gas defrost.
- ▶ Stainless steel drain pan.
- ▶ Evaporation of condensed water.
- ▶ Cold room LED light and door micro-switch cable.
- ▶ Removable through-wall insulation pad included.
- ▶ Door heater cable (only for BCV series).
- ▶ Multifunctional electronic control.

## Installation scheme



- ❄ R-290 natural refrigerant with high energy efficiency.
- ❄ Tropicalised design for ambient temperature up to 45 °C.
- ❄ Thermostatic expansion valve.
- ❄ Hot gas defrost with temperature control.

## Installation



## Propane

Propane or R-290 is a hydrocarbon used as a refrigerant in small commercial refrigeration units. It has a low environmental impact and excellent thermodynamic properties.

- ▶ Global-warming potential GWP = 3
- ▶ Boiling point at 1.013 bar (°C): -42.10
- ▶ Temperature slip (°C): 0
- ▶ Safety classification: A3. Not toxic but extremely flammable.
- ▶ The International Electrotechnical Committee IEC 60335 allow the use of up to 0.5 kg on compact commercial refrigeration units.

## Electronic control

XW60LH electronic control, as standard on our commercial propane and door monoblock units, is an advanced small size controller, which includes the following functions:



- Temperature control with maximum and minimum temperature recording.
- Quick cooling function Jet Cool.
- Night operation mode.
- 4 output relays for: compressor, fan, defrost and light.
- 3 temperature NTC probes for cold room, defrost and condensation.

## Built-in cold room LED light

High efficiency cold room LED light, built-in in the unit that is automatically activated when the cold room door is opened.

230 V-I-50 Hz | Positive temperature | R-290

Series / Model	Compressor		Cooling capacity / Cold room volume according to cold room temperature <sup>(1)</sup>						Input power (kW)	Max. current (A)	Evap. air flow (m <sup>3</sup> /h)	Refrigerant load (kg)	Weight (kg)	SPL dB(A) <sup>(2)</sup>	Price (€)
	HP	Power supply	0 °C		5 °C		10 °C								
			W	m <sup>3</sup>	W	m <sup>3</sup>	W	m <sup>3</sup>							
<b>MCV-LD-0 009</b>	1/3	230 V-I	635	5	740	7	850	12	0.40	3,5	300	< 0.10	38	29	
<b>MCV-LD-1 012</b>	1/2	230 V-I	1 050	9	1 220	15	1 410	27	0.52	3,3	500	< 0.10	56	29	
<b>MCV-LD-1 017</b>	3/4	230 V-I	1 340	14	1 560	21	1 780	36	0.68	4,3	500	< 0.15	57	31	
<b>MCV-LD-2 026</b>	2	230 V-I	1 824	21	2 170	34	2 540	58	0.94	5,9	950	< 0.15	86	35	
<b>MCV-LD-2 034</b>	2 1/2	230 V-I	2 215	27	2 618	43	2 960	70	1.31	9,0	950	< 0.20	86	35	

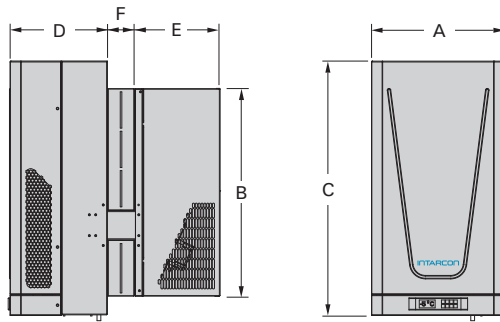
230 V-I-50 Hz | Negative temperature | R-290

Series / Model	Compressor		Cooling capacity / Cold room volume according to cold room temperature <sup>(1)</sup>						Input power (kW)	Max. current (A)	Evap. air flow (m <sup>3</sup> /h)	Refrigerant load (kg)	Weight (kg)	SPL dB(A) <sup>(2)</sup>	Price (€)
	HP	Power supply	-25 °C		-20 °C		-15 °C								
			W	m <sup>3</sup>	W	m <sup>3</sup>	W	m <sup>3</sup>							
<b>BCV-LD-0 014</b>	3/4	230 V-I	370	1	440	2	520	4	0.38	3,6	300	< 0.10	38	29	
<b>BCV-LD-1 017</b>	3/4	230 V-I	540	2	660	5	790	8	0.48	4,3	500	< 0.10	57	29	
<b>BCV-LD-1 028</b>	1 1/4	230 V-I	770	4	920	9	1 090	15	0.73	5,6	500	< 0.15	64	31	
<b>BCV-LD-2 034</b>	1 1/2	230 V-I	985	7	1 210	14	1 470	25	0.97	9,3	950	< 0.20	86	34	

Options

- ▶ Evaporator coil epoxy anti-corrosion treatment.

Dimensions



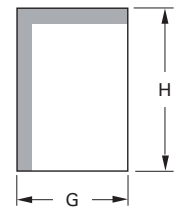
Dimensions (mm)	A	B	C	D	E	F
0 series	420	596	803	237	207	86
1 series	420	656	803	307	270	86
2 series	620	676	764	343	310	106

<sup>(1)</sup> Nominal performances refer to operation with cold room temperatures of 0 °C (PT) and -20 °C (NT), ambient temperature of 35 °C. Estimated cold room volume according to conditions of the calculation bases (page 8).

<sup>(2)</sup> Units with refrigerant load less than 5 tons of CO<sub>2</sub> equivalent (3.5 kg of R-134a or R-449A) exempt from leak checking, Regulation (EU) No 517/2014.

<sup>(3)</sup> Sound pressure in dB (A) in open field at 10 m from the unit.

Mounting frames



PLUG-IN FRAME

Dimensions (mm)	G	H
0 series	400	600
1 series	400	660
2 series	600	680



# intarblock



Self-contained monoblock units for wall-mount installation in small cold rooms at positive and negative temperature.

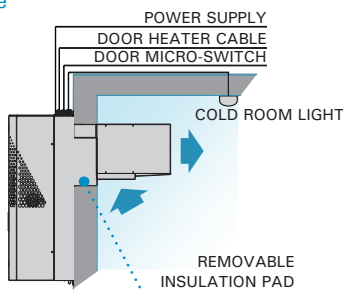
## Features

- ▶ 230 V-I-50 Hz or 400 V-III-50 Hz power supply. Available in 60 Hz. Others voltages by request.
- ▶ R-134a or R-449A refrigerant load, below 2 kg.
- ▶ Hermetic reciprocating compressor.
- ▶ High pressure switches.
- ▶ Thermostatic expansion valve.
- ▶ MCB protection.
- ▶ Hot gas defrost.
- ▶ Stainless steel drain pan.
- ▶ Evaporation of condensed water.
- ▶ Cold room lamp and door micro-switch cable.
- ▶ Door heater cable (only for BCV series).
- ▶ Removable through-wall insulation pad included.
- ▶ Multifunction electronic control.

## Series

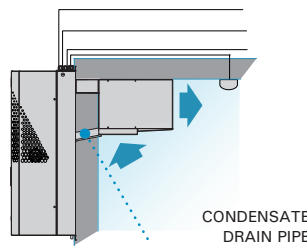
- ▶ **CV-N:** Monoblock units ready for quick installation through cold room wall and removable through-wall insulation pad for drop-in frame mounting.
- ▶ **CV-C:** Centrifugal version units featuring a centrifugal motor fan for ducted outlet of condenser hot air.
- ▶ **CV-I:** Weatherproof monoblock units for outdoors installations at positive and negative small cold rooms.

## Installation scheme



### Plug-in frame mounting

A removable insulation pad is included for direct installation through a hole in the cold room wall.



### Drop-in frame mounting (except for series 0)

After cutting a channel for tube passage in the wall panel, the unit can be dropped in before assembling the ceiling panel.

- ❄ Compact unit with reduced refrigerant load, less than 2 kg.
- ❄ Tropicalised design for high ambient temperature up to 45 °C.
- ❄ Thermostatic expansion valve.
- ❄ Hot gas defrost with temperature control.
- ❄ Units exempt from leak checks.

## Installation



## Electronic control

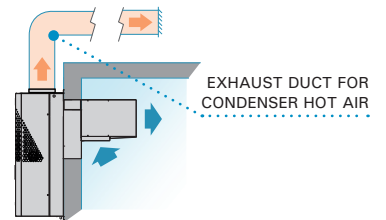
intarblock units feature XWING electronic control as standard.



- Temperature control with maximum and minimum temperature value recording.
- Quick cooling function "Jet Cool".
- Night operation mode.

## Centrifugal version

intarblock centrifugal units feature a centrifugal motor fan to duct hot condensation airflow outdoors.



## Exhaust duct

Recommended size for 20 m long steel, PVC or fibreglass ducts (each elbow at 90° equals 5 m in length). For flexible or semi-flexible ducts use a larger size.

- 0 series: 200 x 150 mm or Ø 150 mm
- 1 series: 200 x 200 mm or Ø 150 mm
- 2 series: 250 x 150 mm or Ø 200 mm
- 3 series: 300 x 200 mm or Ø 250 mm



230 V-I-50 Hz / 400 V-III-50 Hz | Positive temperature | R-134a

Axial version	Compressor		Cooling capacity / Cold room volume according to cold room temperature <sup>(1)</sup>						Input power (kW)	Max. current (A)	Evap. air flow (m <sup>3</sup> /h)	Refrig. load (kg) <sup>(2)</sup>	Weight (kg)	SPL dB(A) <sup>(3)</sup>	Price (€)
			0 °C		5 °C		10 °C								
			W	m <sup>3</sup>	W	m <sup>3</sup>	W	m <sup>3</sup>							
Series / Model	HP	Power supply													
R-134a	MCV-NY-0 010	3/8	230 V-I	610	4.0	758	7.0	907	12	0.43	4.5	300	<1.0	36	29
	MCV-NY-0 015	1/2	230 V-I	794	6.0	961	10	1 139	18	0.53	5.5	300	<1.0	38	32
	MCV-NY-1 015	1/2	230 V-I	972	8.0	1 199	14	1 453	23	0.57	5.6	500	<1.0	60	32
	MCV-NY-1 026	3/4	230 V-I	1 281	12	1 565	19	1 859	30	0.81	9.3	500	<1.0	69	30
	MCV-NY-1 033	1	230 V-I	1 454	14	1 743	25	2 037	41	0.92	9.5	500	<1.0	70	33
	MCV-NY-2 033	1	230 V-I	1 790	19	2 163	36	2 573	57	1.09	10.3	950	<1.5	88	34
	MCV-NY-2 053	1 1/2	230 V-I *	2 153	24	2 609	41	3 103	72	1.46	12.9	950	<1.5	89	38
	MCV-NY-3 053	1 1/2	230 V-I *	2 489	29	3 103	53	3 743	83	1.51	13.1	1 300	<2.0	117	39
	MCV-NY-3 074	2	230 V-I *	3 239	40	3 938	70	4 667	97	1.89	17.1	1 300	<2.0	114	44
	MCV-NY-3 108	5	400 V-III	3 927	51	4 725	110	5 539	130	2.48	18.6	1 300	<2.0	116	45

Centrifugal version	Conden. air flow (m <sup>3</sup> /h)	ASP (mmca) <sup>(4)</sup>	Price (€)
Series / Model			
MCV-CY-0 010	375	8	
MCV-CY-0 015	375	8	
MCV-CY-1 015	575	8	
MCV-CY-1 026	575	8	
MCV-CY-1 033	575	8	
MCV-CY-2 033	950	13	
MCV-CY-2 053	950	13	
MCV-CY-3 053	1 150	8	
MCV-CY-3 074	1 150	8	
MCV-CY-3 108	1 150	8	

230 V-I-50 Hz / 400 V-III-50 Hz | Negative temperature | R-449A

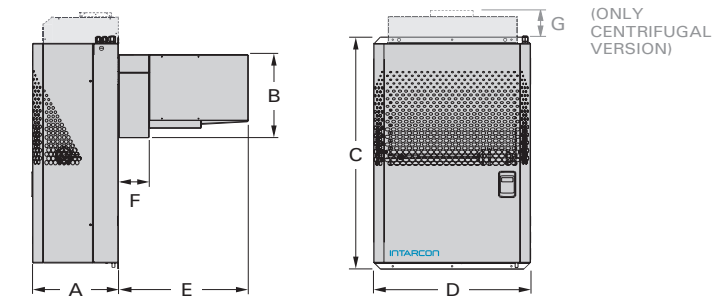
Axial version	Compressor		Cooling capacity / Cold room volume according to cold room temperature <sup>(1)</sup>						Input power (kW)	Max. current (A)	Evap. air flow (m <sup>3</sup> /h)	Refrig. load (kg) <sup>(2)</sup>	Weight (kg)	SPL dB(A) <sup>(3)</sup>	Price (€)
			-25 °C		-20 °C		-15 °C								
			W	m <sup>3</sup>	W	m <sup>3</sup>	W	m <sup>3</sup>							
Series / Model	HP	Power supply													
R-449A	BCV-NG-0 018	5/8	230 V-I	382	0.6	486	1.5	596	2.8	0.50	4.7	300	<0.5	38	31
	BCV-NG-1 026	3/4	230 V-I	550	2.1	721	4.3	888	7.6	0.84	8.5	550	<1.0	60	31
	BCV-NG-1 034	1 1/4	230 V-I	697	3.2	882	6.1	1 047	10	1.05	11.0	550	<1.0	60	33
	BCV-NG-2 034	1 1/4	230 V-I	793	3.8	1 049	7.7	1 341	14	1.11	11.9	950	<1.0	89	35
	BCV-NG-2 055	1 3/4	230 V-I *	1 155	8.0	1 560	15	1 960	26	1.60	17.5	950	<1.0	96	41
	BCV-NG-2 075	2 1/2	230 V-I *	1 453	11	1 835	18	2 245	31	2.00	25.5	950	<1.0	101	44
	BCV-NG-3 075	2 1/2	230 V-I *	1 680	13	2 150	23	2 635	38	2.20	26.0	1 300	<1.5	113	44
	BCV-NG-3 096	3 1/2	400 V-III	2 022	18	2 492	32	2 942	54	2.39	12.1	1 300	<1.5	129	49

Centrifugal version	Conden. air flow (m <sup>3</sup> /h)	ASP (mmca) <sup>(4)</sup>	Price (€)
Series / Model			
BCV-CG-0 018	375	8	
BCV-CG-1 026	575	8	
BCV-CG-1 034	575	8	
BCV-CG-2 034	950	13	
BCV-CG-2 055	950	13	
BCV-CG-2 075	950	13	
BCV-CG-3 075	1 150	8	
BCV-CG-3 096	1 150	8	

Options

- ▶ Change to 400 V-III-50 Hz power supply.
- ▶ Door micro-switch.
- ▶ Non-return damper (centrifugal version).
- ▶ Adaptation of air discharge to circular duct.
- ▶ Evaporator coil epoxy anti-corrosion treatment.

Dimensions



Dimensions (mm)	A	B	C	D	E	F	G	Fan outlet
0 series	306	510	683	420	250	100	90	185 x 115
1 series	340	330	880	400	514	122	42	185 x 115
2 series	340	330	920	620	514	122	140	230 x 130
3 series	365	470	940	735	514	122	50	2x 185 x 115

<sup>(1)</sup> Nominal performances refer to operation with cold room temperatures of 0 °C (PT) and -20 °C (NT) ambient temperature of 35 °C. Estimated cold room volume according to conditions of the calculation bases (page 8).

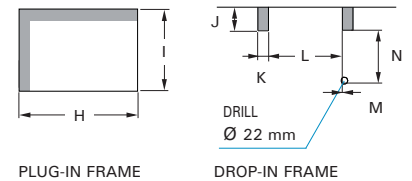
<sup>(2)</sup> Units with refrigerant load less than 5 tons of CO<sub>2</sub> equivalent (3.5 kg of R-134a or R-449A) exempt from leak checking, Regulation (EU) No 517/2014.

<sup>(3)</sup> Sound pressure in dB (A) in open field at 10 m from the unit.

<sup>(4)</sup> Available Static Pressure of condensation.

\* Available units with 400 V-III-50 Hz power supply.

Mounting frame



Dimensions (mm)	H	I	J	K	L	M	N
0 series	405	515			n/a		
1 series	380	335	75	41	295	13	233
2 series	600	335	75	36	523	13	233
3 series	710	475	75	41	611	22	356

## 230 V-I-50 Hz / 400 V-III-50 Hz | Positive temperature | R-452A

Series / Model	Compressor		Cooling capacity / Cold room volume according to cold room temperature <sup>(1)</sup>								Input power (kW)	Max. current (A)	Evap. air flow (m³/h)	Conden. air flow (m³/h)	Refrig. load (kg)	Weight (kg)	SPL dB(A) <sup>(2)</sup>	Price (€)
	HP	Power supply	-5 °C		0 °C		5 °C		10 °C									
			W	m³	W	m³	W	m³	W	m³								
<b>MCV-IB-1 010</b>	3/8	230 V-I	630	3.5	<b>799</b>	<b>6.4</b>	966	11	1 157	19	0.65	5.5	500	575	< 1.0	59	34	
<b>MCV-IB-1 012</b>	1/2	230 V-I	767	4.9	<b>930</b>	<b>8.2</b>	1 118	14	1 317	23	0.67	6.5	500	575	< 1.0	60	34	
<b>MCV-IB-1 014</b>	1/2	230 V-I	893	6.3	<b>1 077</b>	<b>10</b>	1 270	16	1 485	27	0.80	7.1	500	575	< 1.0	60	34	
<b>MCV-IB-1 016</b>	5/8	230 V-I	985	7.4	<b>1 184</b>	<b>12</b>	1 386	19	1 615	30	0.87	8.0	500	575	< 1.0	69	34	
<b>MCV-IB-1 018</b>	3/4	230 V-I	1 138	9.3	<b>1 347</b>	<b>14</b>	1 570	22	1 806	35	1.02	9.3	500	575	< 1.0	70	34	
<b>MCV-IB-1 024</b>	1	230 V-I	1 207	10	<b>1 468</b>	<b>16</b>	1 739	25	2 039	41	1.18	12.3	500	575	< 1.0	70	34	
<b>MCV-IB-2 024</b>	1	230 V-I	1 554	14	<b>1 917</b>	<b>23</b>	2 296	36	2 726	57	1.36	11.9	950	950	< 1.0	88	35	
<b>MCV-IB-2 026</b>	1 1/4	230 V-I *	1 795	17	<b>2 149</b>	<b>26</b>	2 526	40	2 945	63	1.47	12.3	950	950	< 1.0	89	36	
<b>MCV-IB-2 034</b>	1 1/2	230 V-I *	1 996	20	<b>2 391</b>	<b>31</b>	2 801	46	3 247	72	1.95	16.9	950	950	< 1.5	89	37	
<b>MCV-IB-3 034</b>	1 1/2	230 V-I *	2 230	23	<b>2 690</b>	<b>35</b>	3 200	53	3 730	83	2.07	17.1	1 300	1 250	< 2.0	117	38	
<b>MCV-IB-3 038</b>	1 3/4	400 V-III	2 500	27	<b>3 020</b>	<b>41</b>	3 580	62	4 220	97	1.97	7.9	1 300	1 250	< 1.5	114	40	

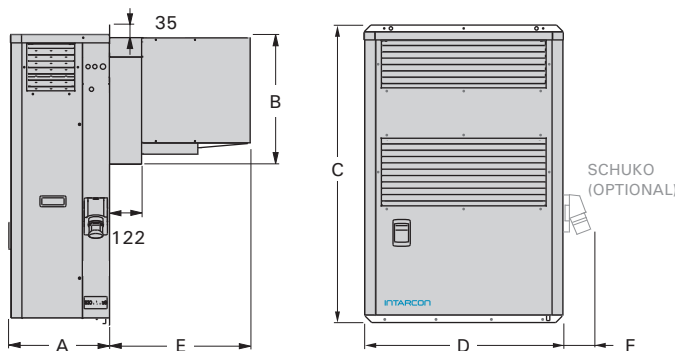
## 230 V-I-50 Hz / 400 V-III-50 Hz | Negative temperature | R-452A

Series / Model	Compressor		Cooling capacity / Cold room volume according to cold room temperature <sup>(1)</sup>						Input power (kW)	Max. current (A)	Evap. air flow (m³/h)	Conden. air flow (m³/h)	Refrig. load (kg)	Weight (kg)	SPL dB(A) <sup>(2)</sup>	Price (€)
	HP	Power supply	-25 °C		-20 °C		-15 °C									
			W	m³	W	m³	W	m³								
<b>BCV-IB-1 018</b>	5/8	230 V-I	383	1.0	<b>489</b>	<b>2.0</b>	655	4.4	0.67	7.3	500	575	< 0.5	59	31	
<b>BCV-IB-1 026</b>	3/4	230 V-I	548	2.1	<b>720</b>	<b>4.3</b>	877	7.6	0.91	8.5	500	575	< 1.0	60	31	
<b>BCV-IB-1 034</b>	1 1/4	230 V-I	668	3.2	<b>866</b>	<b>6.1</b>	1 023	10	1.14	11.0	500	575	< 1.0	60	33	
<b>BCV-IB-2 034</b>	1 1/4	230 V-I	793	3.8	<b>1 048</b>	<b>7.7</b>	1 297	14	1.19	11.9	950	950	< 1.0	89	35	
<b>BCV-IB-2 055</b>	1 3/4	230 V-I *	1 280	11	<b>1 650</b>	<b>14</b>	2 025	22	1.80	17.9	950	950	< 1.0	96	41	
<b>BCV-IB-2 075</b>	2 1/2	230 V-I *	1 580	15	<b>1 900</b>	<b>17</b>	2 355	27	2.30	25.9	950	950	< 1.0	101	44	
<b>BCV-IB-3 075</b>	2 1/2	230 V-I *	1 630	16	<b>2 130</b>	<b>19</b>	2 540	30	2.50	26.0	1 300	1 250	< 1.5	113	44	
<b>BCV-IB-3 096</b>	3 1/2	400 V-III	1 890	18	<b>2 460</b>	<b>32</b>	3 040	54	2.64	12.1	1 300	1 250	< 1.5	129	49	

## Options

- ▶ Change to 400 V-III-50 Hz power supply.
- ▶ Door micro-switch.
- ▶ Condenser coil polyurethane anti-corrosion treatment.
- ▶ Evaporator coil epoxy anti-corrosion treatment.
- ▶ Male and female schuko electrical connector base.
- ▶ Low voltage protection (single-phase models).
- ▶ Low voltage and phase sequence protection (three-phase models).

## Dimensions



Measuring mm.

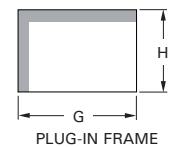
Dimensions (mm)	A	B	C	D	E	F
1 series	340	330	1 060	400	514	115
2 series	340	330	1 100	620	514	115
3 series	365	470	1 100	735	514	115
3 096 series	365	470	1 215	735	514	115

<sup>(1)</sup> Nominal performances refer to operation with cold room temperatures of 0 °C (PT) and -20 °C (NT) ambient temperature of 35 °C. Estimated cold room volume according to conditions of the calculation bases (page 8).

<sup>(2)</sup> Sound pressure in dB (A) in open field at 10 m from the unit.

\* Available units with 400 V-III-50 Hz power supply.

## Mounting frame



Dimensions (mm)	G	H
1 series	380	335
2 series	600	335
3 series	710	475

## Installations scheme

